



**MULTIPANEL<sup>®</sup>**  
*Choose a modern alternative to tiles*




Introducing

*The Neutrals Collection*



# Contents

- 1 Introduction
- 5 The Neutrals Collection
- 19 The Linda Barker Collection
- 29 The Heritage Collection
- 35 The Classic Collection
- 39 The Tile Collection
- 43 Economy
- 45 Reflect
- 47 Click Flooring
- 51 Ceilings
- 53 Accessories







**Nero Grafite**  
The Linda Barker Collection





**Classic Brick White**  
The Tile Collection

**Concrete Formwood**  
The Linda Barker Collection





## Elegant solutions for *beautiful bathrooms*

Create beautiful spaces with our waterproof bathroom wall panels, the luxurious and modern way to decorate your bathroom. Our beautiful wall panel collections come in a range of sizes and finishes, including marble, stone and wood, offering you a range of design possibilities, allowing you to reinvent your bathroom in a style that is uniquely yours.

Our unique Hydrolock installation system makes it possible to join panels from our Linda Barker, Heritage, Classic and new Neutrals Collections together to create an almost seamless expanse of waterproof wall. Precisely engineered, our Hydrolock edge creates a discreet watertight joint, without the need for grout, meaning less time cleaning grout lines and mould.

Tiles, its time to move on.

### Why Multipanel®



Easy to keep clean



Fully waterproof



Quick and easy to install



30 year warranty



Seamless joint with Hydrolock®



Can be installed over old tiles

Visit our website [www.multipanel.co.uk](http://www.multipanel.co.uk) to plan your new bathroom and order samples.



## Helping to protect our forests for the future

Quality, performance and environmental responsibility are values we uphold to ensure our products meet the high standards we set, not only for our customers, but for our environment too.

That's why the panels in our Neutrals, Linda Barker, Heritage and Classic Collections have all been Forest Stewardship Council® (FSC®) and Programme for the Endorsement of Forest Certification (PEFC) chain of custody certified.

This ensures the timber we use in these collections originates from responsibly managed forests and our finished products comply with globally recognised ecological, social and economic standards. These certifications and accreditations form part of a rolling programme of environmental and sustainability initiatives within both our manufacturing processes and design approach including:

- Reducing energy in transportation by sourcing materials made in the UK.
- Recycling 99% of post-production waste into Biomass materials and other products - reducing landfill and contributing to the circular economy.
- Ensuring 100% of our plywood panels are recyclable\*.
- Manufacturing our panels in the UK to reduce our carbon footprint\*.
- Offering a 30 year warranty on our panels to ensure they withstand the test of time\*.

*\*Only applies to plywood panels in the following collections; Neutrals, Linda Barker, Heritage, Classic*

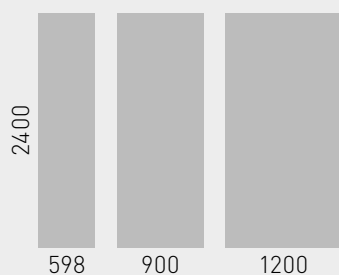




## Hydrolock® for beautiful continuous walls

To ensure our panels can be installed to show off their true potential, we created Hydrolock, a unique solution which makes it possible to join panels from our plywood collections (Neutrals, Linda Barker, Heritage and Classic) together to create an almost seamless expanse of waterproof wall.

Precisely engineered, our Hydrolock edge creates a discreet watertight joint, without the need for profiles and can even be installed on uneven walls.



Hydrolock panels are available in a range of widths for ease of installation;

2400 x 598 mm

2400 x 900 mm

2400 x 1200 mm

*The Hydrolock joint reduces the finished face by 20mm  
i.e. 2400mm x 1200mm becomes 2400 x 1180mm.  
Straight edge panels are also available.*



Introducing  
*The Neutrals Collection*

The perfect partner to feature walls.

Balance the boldness of our feature wall panels with the subtlety of our Neutrals Collection. A delicate balance of neutral tones, this range is reminiscent of painted walls with a smooth eggshell finish and is designed to pair perfectly with our Linda Barker, Heritage and Classic Collections.

These shades would work equally well on their own for a minimalist, contemporary look.



Easy to keep clean



Fully waterproof



Quick and easy to install




30 year warranty




Seamless joint with Hydrolock®




Can be installed over old tiles




**Dove Grey** 2001



**Pebble Grey** 7927



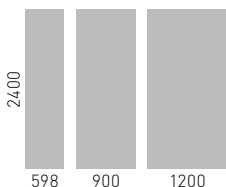
**Creamy White** 7934



**Parchment** 7858



**Clay** 3202




Panels are available in a range of widths for ease of installation

2400 x 598 mm

2400 x 900 mm

2400 x 1200 mm







**Nero Grafite**  
The Linda Barker Collection

**Dove Grey**  
The Neutrals Collection

**Driftwood Grey Oak**  
Click Flooring




# How to style the *Neutrals* Collection

Pair bold, feature wall panels from our Linda Barker, Heritage and Classic Collections with the subtle tones from the Neutrals Collection to create a bathroom design that is uniquely yours.

We've selected our favourite pairings to help you get started.

## Take a look at our *top picks*



Dove Grey



Calacatta Marble



Pebble Grey



Concrete Elements



Creamy White



Jupiter Silver



Parchment



Salvaged Planked Elm



Clay



Dolce Macchiato

Create your design by using the *Bathroom Planner* at [multipanel.co.uk/bathroomplanner](https://multipanel.co.uk/bathroomplanner)






**Warm Smoked Oak**  
Click Flooring

*Dove Grey*

paired with

**Calacatta Marble**











*Pebble Grey*

paired with

**Concrete Elements**







*Creamy White*

paired with

**Jupiter Silver**









*Parchment*

paired with

**Salvaged Planked Elm**







**Urban Anthracite Grey**  
Click Flooring





*Clay*

paired with

**Dolce Macchiato**









## The Neutrals Collection

# Style Guide

- Step 1:** Start by choosing your favourite decor from the Linda Barker, Classic or Heritage Collections
- Step 2:** Select a colour from the Neutrals Collection to combine with your feature wall decor (our top picks are shown on the opposite page)
- Step 3:** Complete the look with our flooring and accessories options (see page 45 onwards)

We've carefully selected our favourite combinations to help you create your dream bathroom space. How will you pair yours?

Create your own by using the

*Bathroom Planner*

at [multipanel.co.uk/bathroomplanner](https://multipanel.co.uk/bathroomplanner)

*Dove Grey*

*Pebble Grey*

*Creamy White*

*Parchment*

*Clay*





**Calacatta Marble**  
The Linda Barker Collection



**Bianca Luna**  
The Linda Barker Collection



**Ferro Grafite**  
The Linda Barker Collection



**Nero Grafite**  
The Linda Barker Collection



**Stone Elements**  
The Linda Barker Collection



**Concrete Elements**  
The Linda Barker Collection



**Graphite Elements**  
The Linda Barker Collection



**Concrete Formwood**  
The Linda Barker Collection



**Stone Elements**  
The Linda Barker Collection



**Jupiter Silver**  
The Classic Collection



**Soapstone Stellar**  
The Linda Barker Collection



**Delano Oak**  
The Heritage Collection



**Stone Elements**  
The Linda Barker Collection



**Dolce Macchiato**  
The Linda Barker Collection



**Salvaged Planked Elm**  
The Linda Barker Collection



**Corten Elements**  
The Linda Barker Collection



**Cappuccino Stone**  
The Classic Collection



**Dolce Macchiato**  
The Linda Barker Collection



**Salvaged Planked Elm**  
The Linda Barker Collection



**Corten Elements**  
The Linda Barker Collection







*"Whether your bathroom is small or large, light or dark, my collection offers you a modern and stylish way of transforming it from a functional space into one that is truly special."*

*Linda Barker*

## The Linda Barker Collection

Curated by interior designer, Linda Barker, and exclusive to Multipanel, this designer collection is inspired by the natural world with marble, granite and wood panels that look and feel like the real thing.



Easy to keep clean



Fully waterproof



Quick and easy to install



30 year warranty



Seamless joint with Hydrolock®



Can be installed over old tiles







**Concrete Formwood**  
The Linda Barker Collection





**Linda's design tips; Tip 1**

*"Give yourself time to plan your perfect space. Creating a mood board will give you the opportunity to mull things over and allow the design to grow on you."*





**Tip 2**

*"Personally, I love dark moody themes and would lean towards decors such as Nero Grafite, for a dramatic look and for a lighter and brighter style, Calacatta Marble or Soapstone Stellar are wonderful choices."*



**Stone Elements**

The Linda Barker Collection

**Creamy White**

The Neutrals Collection

**Urban Graphite Grey**

Click Flooring



**Tip 3**

*“A bathroom should be a calming restorative place, so loud colour clashes may prove to be just a little bit too distracting. Subtle contrasts of shade and texture can give you pleasing combinations.”*



**Calacatta Marble**  
The Linda Barker Collection

**Dove Grey**  
The Neutrals Collection

**Warm Smoked Oak**  
Click Flooring





**Soapstone Stellar**  
The Linda Barker Collection

**Classic Brick White**  
The Tile Collection





**Corten Elements**  
The Linda Barker Collection

**Clay**  
The Neutrals Collection

**Sicilia**  
Click Flooring



**Tip 4**

*“Sketch out a floor plan to factor in all requirements including storage – you can never have enough storage in your bathroom.”*

*Linda Barker X*





**Graphite Elements**  
The Linda Barker Collection

**Pebble Grey**  
The Neutrals Collection

**Driftwood Grey Oak**  
Click Flooring



# The Linda Barker Collection:

## Elements

These textured panels feel and look like real stone, steel and mineral elements - perfect for achieving an ultra-modern industrial look.



**Stone Elements**  
8831



**Concrete Elements**  
8830



**Corten Elements**  
8832



**Graphite Elements**  
8833

## Wood

With a softly weathered look, these panels will transform your bathroom into a place of calm and tranquillity, allowing you to bring outdoor elements indoors.




**Concrete Formwood**  
6362



**Salvaged Planked Elm**  
9480



**Dolce Macchiato**  
3478




**Jet Noir**  
3476

## Granite


With a slightly more polished finish than the marble panels, these granite panels emulate the elegance and prestige of real granite slabs.

## Marble

These panels emulate the look and feel of real slabs of marble, helping you to achieve a truly luxurious, high end look for a fraction of the price of the real thing.




**Calacatta Marble**  
3460



**Bianca Luna**  
3421



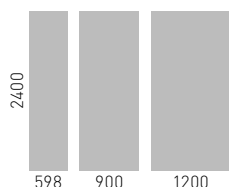
**Soapstone Stellar**  
3459



**Ferro Grafite**  
9483



**Nero Grafite**  
9485



Panels are available in a range of widths for ease of installation

2400 x 598 mm

2400 x 900 mm

2400 x 1200 mm





**Delano Oak**  
The Heritage Collection

**Creamy White**  
The Neutrals Collection

**Rimini**  
Click Flooring



# The Heritage Collection

A contemporary collection of elegant, cool, relaxed colours with wood, textile, gloss and matte finishes.

The subtle colour harmonies of the Heritage Collection will help you create a style that exudes calm and serenity. Delicate hues such as Faversham Matte, Neutral Twill and Delano Oak pair well with smooth decors in the collection such as Henley or Kew Gloss.



Easy to keep clean



Fully waterproof



Quick and easy to install



30 year warranty



Seamless joint with Hydrolock®



Can be installed over old tiles







**Kew Gloss**  
The Heritage Collection

**Markham Calhoun Oak**  
Click Flooring



**Delano Oak**

The Heritage Collection

**Creamy White**

The Neutrals Collection

**Rimini**

Click Flooring





**Faversham Matte**  
The Heritage Collection

**Aspen Oak**  
Click Flooring





# The Heritage Collection:

## Wood

Stylish wood effect panels that look and feel just like the real thing, making it possible to bring this material into your bathroom with 100% waterproof confidence.



**Alabaster Oak**  
8854



**Rural Oak**  
8853




**Delano Oak**  
8966




**Logan Oak**  
8967

## Gloss

The high gloss finish of these decors help breathe light into spaces.



**Kew Gloss**  
10665



**Henley Gloss**  
10232

## Linewood

Create a textured matte finish with these fine grain decors. Pair them with Faversham or Esher Matte.



**Marlow Linewood**  
L7927



**Esher Linewood**  
L5344




**Faversham Linewood**  
L5349



**Winchester Linewood**  
L7961



**Esher Matte**  
5344



**Faversham Matte**  
5349

## Matte

These matte finish panels are perfect for combining with other decors in the Heritage collection.

## Textile

These textured panels give a look of woven fabric, giving a multi tonal depth to your design. They work well paired with matte or gloss panels from the same collection or with some of our Neutrals decors.



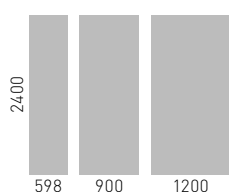
**Neutral Twill Plex**  
8826



**Sarum Twill Plex**  
8827



**Graphite Twill Plex\***  
8829



Panels are available in a range of widths for ease of installation

2400 x 598 mm

2400 x 900 mm

2400 x 1200 mm

\* It is recommended that Graphite Twill Plex be installed with Dark Grey Sealant when using a Hydrolock joint.



# The *Classic* Collection

Earth, Stone and Gloss panels feature in this timeless collection.

With a range of gloss or textured finishes including natural stone, precious stone and marble, the Classic Collection contains a range of designs to suit any bathroom.



Easy to keep clean



Fully waterproof



Quick and easy to install



30 year warranty



Seamless joint with Hydrolock®



Can be installed over old tiles







**White Snow**  
The Classic Collection

**Driftwood Grey Oak**  
Click Flooring



**Jupiter Silver**  
The Classic Collection

**Creamy White**  
The Neutrals Collection





# The Classic Collection:

## Textured Stone

The textured finishes of these decors give a warm luxurious feel creating the illusion of a real stone finish.



**Riven Marble**  
9241



**Marfil Cream**  
9477



**Warm Mica**  
835



**Jupiter Silver**  
3458



**Arctic Stone**  
3331



**Riven Slate**  
2859

## Stone

The elegant gloss finishes of these natural and precious stone decors give them a high end feel.



**Classic Marble**  
M141



**Grey Marble**  
M139



**Natural India**  
M194



**Travertine**  
M3526



**Antique Marble**  
701



**Cappuccino Stone**  
7256

## Contemporary

Modern gloss panels create a stunning backdrop for your interior. With spectacular light reflection, these striking panels enhance room dynamics, creating a bright, vibrant space.




**Natural White**  
G85




**Frost White**  
M049



**Blizzard**  
G030



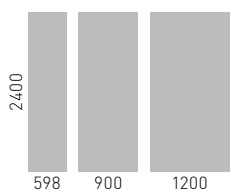
**White Snow**  
3308



**Twilight**  
G033



**Stardust**  
3306



Panels are available in a range of widths for ease of installation

2400 x 598 mm

2400 x 900 mm

2400 x 1200 mm





**Large Format Charcoal**  
The Tile Collection

**Warm Smoked Oak**  
Click Flooring



# The *Tile* Collection

Beautiful tile effect wall panels without the hassle of grout.

Enjoy the fresh, clean, mould-free looks of these tile effect wall panels. These solid grade laminate panels offer the same beautiful, high-end look of real tiles – but without the same installation and maintenance issues.

An affordable alternative to ceramic tiles, these 3mm thick waterproof panels are easy to fit and can be installed over existing tiles.



Easy to keep clean



Fully waterproof



Quick and easy to install



Can be installed over old tiles



**Classic Brick White**  
The Tile Collection






## The Tile Collection:

Tile panels are available in size 2440 x 1220 x 3mm\* in a compact grade laminate.


\*Actual size may be slightly larger to allow trimming to match grout lines between panels

### Large Format


Tile size (mm): 560 x 560



**White Stone Embossed**  
SS5101



**Light Grey Stone Embossed**  
SS9385



**Charcoal Stone Embossed**  
SS5071

### Bold Bevels

Tile size (mm): 300 x 200




**White**  
MTPRWH

### Embossed


Tile size (mm): Gloss 23.5 x 23.5 Matt 47 x 47




**White**  
Large matt: 5101L  
Small gloss: 5101S



**White Slate**  
Large matt: 7145L  
Small gloss: 7145S




**Black Slate**  
Large matt: 7146L  
Small gloss: 7146S




**Black**  
Large matt: 5071L  
Small gloss: 5071S

### Classic Brick

Tile size (mm): 75 x 200



**White**  
Vertical: MTPBVWH  
Horizontal: MTPBHWH



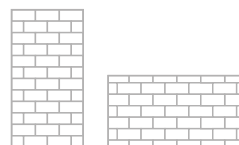
**Grey**  
Vertical: MTPBVGR  
Horizontal: MTPBHGR



**Black**  
Vertical: MTPBVBL  
Horizontal: MTPBHBL

### Classic Brick orientation:

The Classic Brick tile is available in both Vertical and Horizontal orientation for greater flexibility. Images below illustrate tile layout across a full panel.





# Economy

The Economy Collection is the perfect choice for a cost-effective solution. These sleek and practical PVC wall panels also come with a tongue and groove system, so speed and ease of installation is maintained.



Easy to keep clean



Fully waterproof



Quick and easy to install




Can be installed over old tiles

## Stone

**P** Premier



**Sunlit Quartz**  
MPPSQ



**White Marble**  
MPPWHM




**Roman Marble**  
MPPRM



**Byzantine Marble**  
MPPBM

## Contemporary



**Snow Drift**  
MPPSD



**Urban Concrete Grey**  
MPPUCG



**Urban Stucco Venetian**  
MPPUSV



**Urban Stucco Grey**  
MPPUSG







**Urban Concrete Grey**  
Economy

**Henley Gloss**  
The Heritage Collection





**Grey**  
The Reflect Collection

**Markham Calhoun Oak**  
Click Flooring





# Reflect

If you want the sleek, minimalist look of glass, the Reflect Range is for you.

Crafted from a tough dual layered acrylic to create stunning depth, these beautiful, hard-wearing faux glass panels are available in a range of hand-picked colours designed to create the illusion of real glass at a fraction of the cost.

Reflect panels come in a standard size; 2440 x 1220 x 4mm.



Easy to keep clean




Fully waterproof




Quick and easy to install




Can be installed over old tiles



**White**  
MRFWHI



**Aqua**  
MRFAQU



**Grey**  
MRFGRY



# *Click Flooring*

Luxury tile, stone and wood effect vinyl flooring that offers all the chic styling of ceramics and engineered wood with the added benefit of simplified click installation.







**Nero Grafite**  
The Linda Barker Collection

**Dove Grey**  
The Neutrals Collection

**Driftwood Grey Oak**  
Click Flooring





**Rimini**  
Click Flooring



**Markham Calhoun Oak**  
Click Flooring



**Aspen Oak**  
Click Flooring




## Click Flooring:

With Click Flooring there is no need for adhesive or underlay making installation simple and easy to carry out. Click flooring has a R10 classification slip resistance and is also suitable for use with underfloor heating systems\*.


- No need for adhesives or underlay
- 1.84m<sup>2</sup> coverage per pack (except Driftwood Grey Oak 1.86m<sup>2</sup>)
- Wood planks supplied in packs of 8, each 1210 x 190mm (except Driftwood Grey Oak, in packs of 7, each 1210 x 220mm)
- Tiles supplied in packs of 10, each 605 x 304mm
- 5.0mm vinyl, 0.5mm wear layer
- R10 slip resistance
- Suitable for use with underfloor heating
- Not suitable for areas exposed to direct sunlight for prolonged periods

### Tile

Adding a luxurious touch to your home, these luxury vinyl tiles are designed to mimic the natural beauty of real stone and marble.




**Rimini**  
MCDCRIM




**Piemonte**  
MDCPIE



**Urban Anthracite Grey**  
MDCUAG




**Sicilia**  
MDCSIC




**Urban Graphite Grey**  
MDCUGG

### Timber

These beautiful woods will instantly add luxury to your interiors. Choose from the traditional Markham Calhoun Oak or richness of Warm Smoked Oak to the understated Aspen Oak Black for a more minimalist look.



**Markham Calhoun Oak**  
MDCMAR



**Aspen Oak**  
MDCASP



**Driftwood Grey Oak**  
MDCDGO 1210 x 220mm



**Warm Smoked Oak**  
MDCWSO




**Aspen Oak Black**  
MDCAOB

### Premier

Premier comes with added embedded metallic foils to create an eye catching design.



**White Diamond**  
MDCDIA



**Silver Opal**  
MDCOPA

*\* Please refer to our installation guides for more information*





**White Matt**  
Ceiling

**Delano Oak**  
The Heritage Collection

**Creamy White**  
The Neutrals Collection




# Ceilings


Complete your bathroom design with a simple paint and plaster-free ceiling.

Simply install the panels using the tongue and groove system for an easy and quick refurbishment. Innovative built-in protection prevents moisture and damp.


Available in a choice of finishes to match all our wall panels, our ceilings are the perfect finishing touch.




**White Matt**  
MCPMW



**White Gloss**  
MCPGW



**White Sparkle**  
MCPWS



**White Ash**  
MCPWA

## Sizes and specification

- All ceiling decors apart from White Matt and White Ash are supplied in a high gloss finish
- Ceiling panels have a class 1 surface spread of flame

**Sizes(mm):** 2700 x 250  
**Thickness:** 8mm PVC with hollow core  
**Coverage:** 2.7m<sup>2</sup> coverage per pack


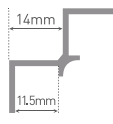
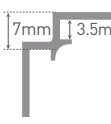
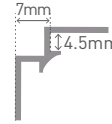
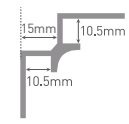

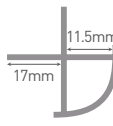
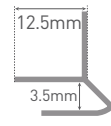
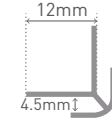
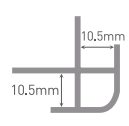

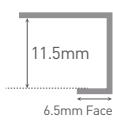
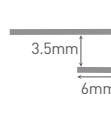
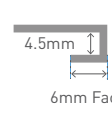
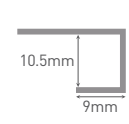
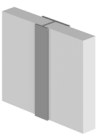
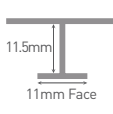
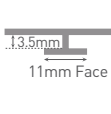
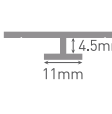

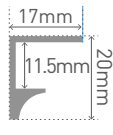
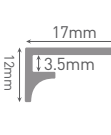
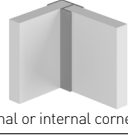
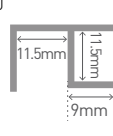



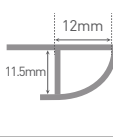






*Not suitable for use in areas subject to temperatures over 60°C. Keep out of direct sunlight.*



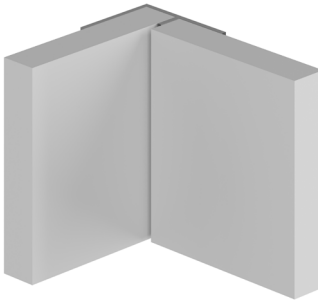
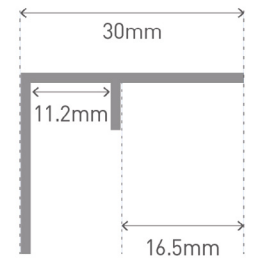
# Accessories

## Wall panel profiles

To finish off edges or to join panels in a corner, the appropriate profiles must be used. The profile type, size and colour you need will depend on the panels you have selected. Use the table below to help you select the right profiles for your design.

Wall Panel Profiles	Neutrals, Linda Barker, Classic and Heritage <i>Aluminium 11.5mm deep</i>	Tile <i>Aluminium 3.5mm deep</i>	Reflect <i>Aluminium 4.5mm deep</i>	Economy <i>PVC 10.5mm deep</i>
Internal Corner 	Type A 	Type J 	Type 10 	Type V 
External Corner 	Type B 	Type H 	Type 12 	Type W 
End Cap (L-Shaped) 	Type C 	Type F 	Type 14 	Type U 
Mid Joint 	Type D 	Type G 	Type 16 	
Last Corner 	Type Y 	Type Z 		
Flush Corner  For external or internal corners	Type 100 			
Base Profile 	Type X 			
Quadrant End Cap 	Type E 			
<p><b>Available Colours</b></p> <ul style="list-style-type: none"> <li style="margin-right: 20px;"> Black</li> <li style="margin-right: 20px;"> White</li> <li style="margin-right: 20px;"> Satin</li> <li style="margin-right: 20px;"> Polished</li> <li style="margin-right: 20px;"> Grey</li> <li> Aqua</li> </ul>				

**NEW Invisible Corner** Type 101

Our new 'invisible' internal corner profile has a hidden edge for a completely metal free finish.

Simply slot the panels into place and seal with your chosen sealant colour. The Invisible Corner is perfect for straight walls and is compatible with our plywood collections (Neutrals, Linda Barker, Classic, Heritage).

With the profile completely hidden from view, the Invisible Corner is supplied in Aluminium only.

### Available Lengths

Profiles are supplied in 2450mm for all ranges except Economy which is supplied in 2400mm.


**Please note:** All 3D drawings are a generic representation of the profile type. Dimensions specific to each range are shown on the line drawings.



# Ceiling profiles

Ceiling profiles complete the look and make installation easy.


Type K mid joint



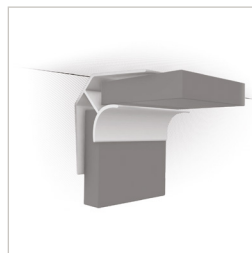
Type L end cap




Type M ceiling mould



Type N internal corner joint



Type O external corner



## Available Colours

White



## Bath and shower seal

Seal and protect your wall panels with this innovative system.

The innovative and stylish two part shower tray and bath sealing system from Multipanel comprises a PVC strip and a high performance white silicone. The 'movement joint' expands and contracts to offer a reliable bottom seal for Neutrals, Linda Barker, Classic, Heritage and Economy. Comes in 1.85m lengths, 2 in a pack.

## Industry Leading 30 Year Warranty

- All Multipanel collection products supplied from 1st July 2013 are CE marked.
- Declarations of all product performance are available at [multipanel.co.uk](http://multipanel.co.uk).
- Installation guidelines and full details on each product warranty can be downloaded from [multipanel.co.uk](http://multipanel.co.uk), or e-mailed on request.
- Multipanel High Grab Panel Adhesive/Sealant must be used and is available to order from your local distributor or showroom.
- Multipanel 30 year warranty\* covers the unlikely failure of the product, and will be invalid if any published installation and care guidelines are deemed not to have been followed.



## Sealant and panel adhesive

This high quality sealant and panel adhesive is specifically developed for Multipanel panels and is available in 4 colours. Clear and white silicone sealant also available.

### Panel Adhesive & Sealants

**White**  
MPADHS

**Cream**  
MPSILCR

**Light Grey**  
MPSILLG

**Dark Grey**  
MPSILDG

### Silicone Sealants

**White**  
MPSILWH

**Clear**  
MPSILCL

\*Applies to Multipanel Neutrals, Linda Barker, Heritage and Classic Collections. Full warranty details for all products are available at [multipanel.co.uk](http://multipanel.co.uk)

**Please note:** the images reproduced in this brochure are within the constraints of the printing process and are not to be used for colour matching purposes. Samples are available from your local showroom or online at [multipanel.co.uk](http://multipanel.co.uk). The pattern on Multipanel Floors, (Click Tiles) varies between tiles to ensure the most realistic effect is created across the whole installation. Therefore a single sample may not represent the overall effect once the floor is laid.



# Why Multipanel

Style and design are key to creating the bathroom of your dreams. But there are a whole host of other added benefits you get when using our bathroom wall panels instead of tiles;

	Multipanel	Tile
Fully waterproof	✓	✓
No grout required	✓	✗
Resistant to mould	✓	✗
Quick and easy installation	✓	✗
30 year warranty	✓	✗
Made from sustainable sources	✓	?
Made in UK	✓	?

## What you'll need...

Multipanel waterproof wall panels are specially designed for easy installation. For the best result, we recommend that our plywood panels are joined together using our unique Hydrolock tongue and groove joining system. Panels using this system can be installed directly onto almost any surface, including uneven walls and over the top of old tiles. Multipanel High Grab Adhesive should be used for a safe and secure fit.

To join panels at a corner and to finish any exposed edges, the appropriate profile should be used. Panels must also be properly silicone sealed at all vertical edges, whether they are being attached to profiles, shower enclosures or joined using Hydrolock to ensure a 100% watertight result.

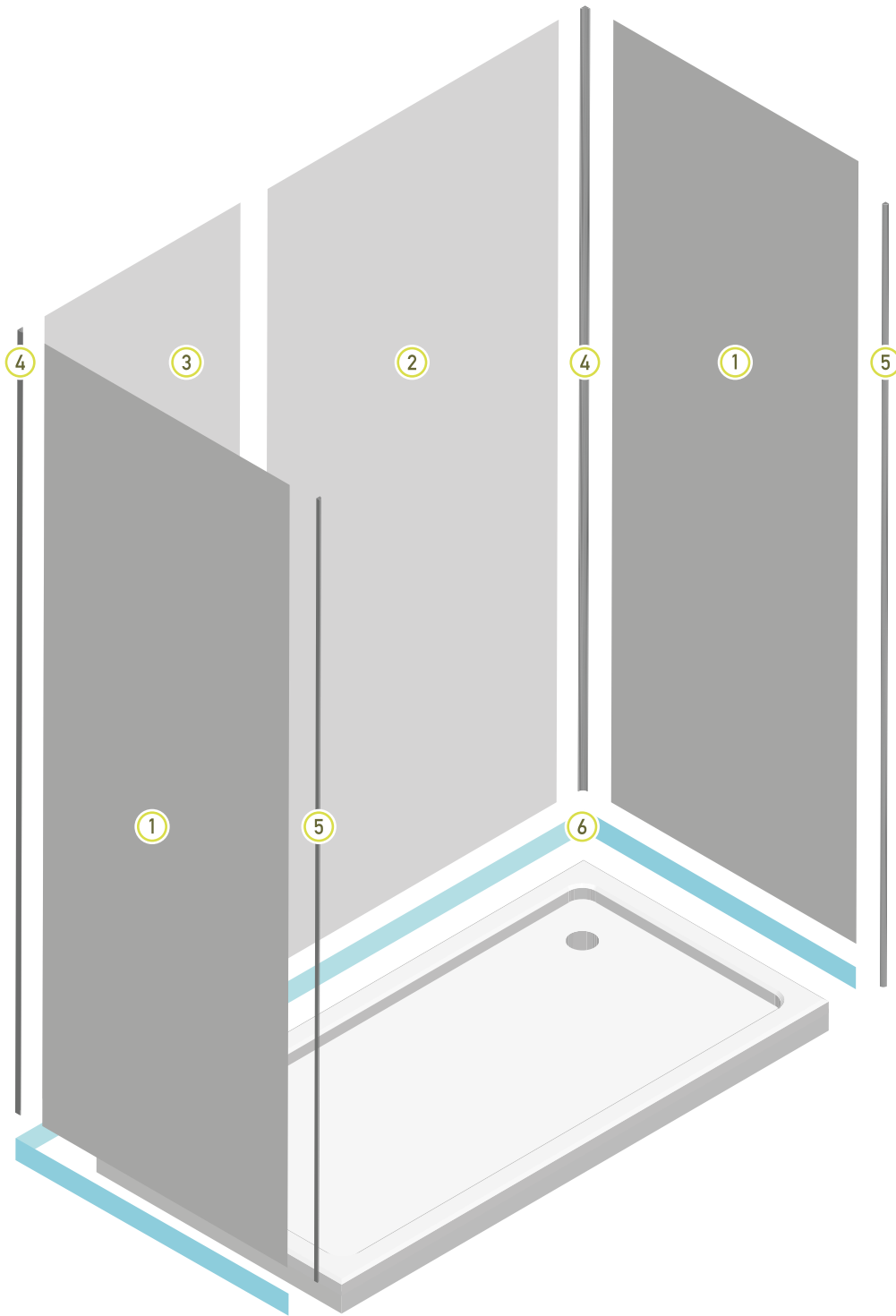
## Installation tips...



- Panels should be installed on the top of shower trays or baths using a Multipanel seal kit.
- Match your profile colour to your shower enclosure and shower fittings.
- Seal your installation using one of our colour match sealants (see page 54).
- Carefully measure your area to select the right panel width, choose from 1200mm, 900mm and 598mm (remember, the Hydrolock joint reduces the finished face by 20mm).
- Panel off cuts can be used behind sinks for a coordinated look. Just ensure you seal all exposed edges with profiles and silicone.

**For information on how to install our products, please visit our website**





The above illustration shows a typical installation of a 1800mm x 900mm shower enclosure

- |                                    |                            |
|------------------------------------|----------------------------|
| ① 2400 X 900 Square edge panel x 2 | ⑤ End cap profile x 2      |
| ② 2400 X 1200 Hydrolock panel x 1  | ⑥ Seal kit x 2             |
| ③ 2400 X 598 Hydrolock panel x 1   | High grab adhesive x 3     |
| ④ Flush corner profile x 2         | Clear silicone sealant x 2 |

Create your own design using the *Bathroom Planner* at [multipanel.co.uk/bathroomplanner](https://multipanel.co.uk/bathroomplanner)





MULTIPANEL®

Visit [multipanel.co.uk](https://multipanel.co.uk) to

Order Samples

Find out 'Where to Buy' our products

Use our Bathroom Planner

Find an Installer

## Looking for inspiration?

Follow us on social media



Facebook: [Multipanelit](https://www.facebook.com/Multipanelit)



Instagram: [multipanel\\_it](https://www.instagram.com/multipanel_it)



Pinterest: [Multipanel](https://www.pinterest.com/Multipanel)



Twitter: [@Multipanel\\_it](https://twitter.com/Multipanel_it)

## Contact us

Multipanel  
Westfield Avenue  
Edinburgh  
EH11 2QH

t. 0131 337 6262

e. [info@multipanel.co.uk](mailto:info@multipanel.co.uk)

© Grant Westfield 2021. All rights reserved.

MPNB0002-28042021

**Concrete Elements**  
*The Linda Barker Collection*

**Pebble Grey**  
*The Neutrals Collection*

**Aspen Oak**  
*Click Flooring*



FSC® C128180

